

Masters Racing Legends 66/85 F1 Cars

Mugello Racing Weekend

Race 1 (20 Minutes)

Starting Grid

| | | | | |
|-----------------|----|--------|----|-----------------|
| Bruno FERRARI | 25 | - 12 - | | |
| 2:06.830 | | | | 2:12.044 |
| Paul TATTERSALL | 22 | - 11 - | 35 | Piero LOTTINI |
| 2:01.085 | | | | 2:02.547 |
| Luciano BIAMINO | 11 | - 10 - | 71 | Vincent RIVET |
| 1:55.631 | | | | 1:56.963 |
| Marco BIANCHINI | 16 | - 9 - | 28 | Marco COPPINI |
| 1:54.092 | | | | 1:55.208 |
| Martin BULLOCK | 27 | - 8 - | 24 | James HAGAN |
| 1:52.697 | | | | 1:53.351 |
| Marco FUMAGALLI | 32 | - 7 - | 58 | Ewen SERGISON |
| 1:50.595 | | | | 1:52.430 |
| Valerio LEONE | 29 | - 6 - | 31 | Peter WILLIAMS |
| 1:49.800 | | | | 1:50.592 |
| Mark HIGSON | 8 | - 5 - | 5 | Marc DEVIS |
| 1:46.776 | | | | 1:47.354 |
| Niklas HALUSA | 4 | - 4 - | 2 | Lukas HALUSA |
| 1:46.116 | | | | 1:46.481 |
| Yutaka TORIBA | 63 | - 3 - | 99 | Jamie CONSTABLE |
| 1:46.087 | | | | 1:44.066 |
| Nick PADMORE | 1 | - 2 - | 72 | Matthew WRIGLEY |
| 1:43.695 | | | | 1:44.237 |
| Mike CANTILLON | 6 | - 1 - | 23 | Ken TYRRELL |

Pole



CAR 72 DROP OF 2 PLACE ON GRID FOR THE NEW RACE IN WHICH HE PARTECIPATES IN WITHIN THIS CHAMPIONSHIP

Published at:

Stewards:

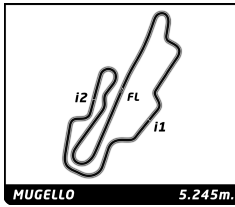
Marc VAN GEEL
NL022000150

Gianluca NATALONI
CSAI 338031

Antonia MARMILLATA
CSAI 371681

Timekeeper:

Andrea RAPI



Masters Racing Legends 66/85 F1 Cars

Mugello Racing Weekend

Race 1 (20 Minutes)

Final Classification

| No | Driver | Nat | Team | Car | Cl. | Laps | Total Time | Gap | Kph | Best Lap | | |
|----|--------------------|-----|------|----------------|------------|------|------------------|-----------|-------|----------|-----------------|-------|
| | | | | | | | | | | Lap | Time | Kph |
| 1 | 23 Ken TYRRELL | USA | | Tyrrell 011 | Head | 10 | 20:57.232 | - | 150.2 | 10 | 1:44.249 | 181.1 |
| 2 | 72 Matthew WRIGLEY | GBR | | Tyrrell 011 | Head | 10 | 20:57.466 | +0.234 | 150.2 | 10 | 1:44.238 | 181.1 |
| 3 | 99 Jamie CONSTABLE | GBR | | Tyrrell 011 | Head | 10 | 21:03.257 | +6.025 | 149.5 | 9 | 1:45.955 | 178.2 |
| 4 | 63 Yutaka TORIBA | JAP | | Williams FW07C | Head | 10 | 21:05.627 | +8.395 | 149.2 | 10 | 1:46.432 | 177.4 |
| 5 | 1 Nick PADMORE | GBR | | Lotus 77 | Fittipaldi | 10 | 21:09.032 | +11.800 | 148.8 | 4 | 1:47.312 | 176.0 |
| 6 | 2 Lukas HALUSA | AUT | | McLaren M23 | Fittipaldi | 10 | 21:10.343 | +13.111 | 148.6 | 10 | 1:47.382 | 175.8 |
| 7 | 8 Mark HIGSON | GBR | | McLaren MP4/1B | Head | 10 | 21:19.106 | +21.874 | 147.6 | 9 | 1:50.144 | 171.4 |
| 8 | 5 Marc DEVIS | BEL | | Lotus 78 | Head | 10 | 21:21.448 | +24.216 | 147.3 | 10 | 1:49.990 | 171.7 |
| 9 | 29 Valerio LEONE | MCO | | Arrows A6 | Lauda | 10 | 21:23.627 | +26.395 | 147.1 | 4 | 1:51.494 | 169.4 |
| 10 | 58 Ewen SERGISON | GBR | | Surtees TS9B | Stewart | 10 | 21:26.599 | +29.367 | 146.8 | 8 | 1:52.302 | 168.1 |
| 11 | 27 Martin BULLOCK | AUT | | Williams FW06 | Fittipaldi | 10 | 21:26.803 | +29.571 | 146.7 | 4 | 1:52.210 | 168.3 |
| 12 | 32 Marco FUMAGALLI | ITA | | Ensign N174 | Fittipaldi | 10 | 21:27.218 | +29.986 | 146.7 | 10 | 1:52.503 | 167.8 |
| 13 | 24 James HAGAN | IRL | | Hesketh 308 | Fittipaldi | 10 | 21:30.662 | +33.430 | 146.3 | 9 | 1:52.818 | 167.4 |
| 14 | 31 Peter WILLIAMS | GBR | | LEC CRP1 | Fittipaldi | 10 | 21:31.016 | +33.784 | 146.3 | 9 | 1:52.390 | 168.0 |
| 15 | 16 Marco BIANCHINI | ITA | | Shadow DN8 | Fittipaldi | 10 | 21:32.607 | +35.375 | 146.1 | 10 | 1:52.970 | 167.1 |
| 16 | 28 Marco COPPINI | ITA | | Arrows A1b | Head | 10 | 21:46.355 | +49.123 | 144.5 | 9 | 1:57.316 | 160.9 |
| 17 | 71 Vincent RIVET | FRA | | March 811 | Head | 10 | 21:46.726 | +49.494 | 144.5 | 9 | 1:57.269 | 161.0 |
| 18 | 25 Bruno FERRARI | ITA | | Merzario F1A3 | Head | 10 | 22:02.691 | +1:05.459 | 142.8 | 9 | 1:58.707 | 159.1 |
| 19 | 4 Niklas HALUSA | AUT | | Williams FW08 | Head | 10 | 22:14.805 | +1:17.573 | 141.5 | 4 | 1:48.783 | 173.6 |
| 20 | 22 Paul TATTERSALL | GBR | | Ensign N179 | Head | 10 | 22:17.785 | +1:20.553 | 141.1 | 10 | 2:06.596 | 149.2 |
| 21 | 35 Piero LOTTINI | ITA | | Osella FA1/B | Lauda | 10 | 22:24.620 | +1:27.388 | 140.4 | 8 | 2:07.724 | 147.8 |

Not classified

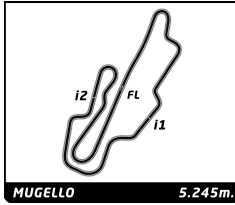
| | | | | | | | | | | | | |
|----|-----------------|-----|--|---------------|------|---|-----------------|--|--|---|-----------------|-------|
| 11 | Luciano BIAMINO | ITA | | Lotus 81 | Head | 3 | 6:13.505 | | | 2 | 1:59.074 | 158.6 |
| 6 | Mike CANTILLON | IRL | | Williams FW08 | Head | | | | | | | |

| | | | | |
|-----------------------|--------|-----------------|-----------------|-----------|
| Pole Position: | | Mike CANTILLON | 1:43.695 | 182.1 Kph |
| Fastest Lap: | Lap 10 | Matthew WRIGLEY | 1:44.238 | 181.1 Kph |

Published at:

Track Status: **DRY**

| | | | |
|--|----------------------------------|-----------------------------------|-----------------------------------|
| Stewards: Marc VAN GEEL NLO22000150 | Gianluca NATALONI CSAI 338031 | Antonia MARMILLATA CSAI 371681 | Timekeeper: Andrea RAPI |
|--|----------------------------------|-----------------------------------|-----------------------------------|



Masters Racing Legends 66/85 F1 Cars

Mugello Racing Weekend

Race 1 (20 Minutes)

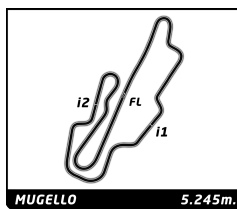
Final Classification by Class

| No | | Driver | Nat | Team | Car | Laps | Total Time | Gap | Kph | Best Lap | | |
|-----------------------|------|-----------------|-----|------|----------------|------|------------------|-----------|-------|----------|-----------------|-------|
| Lap | Time | Kph | | | | | | | | | | |
| Fittipaldi | | | | | | | | | | | | |
| 1 | 1 | Nick PADMORE | GBR | | Lotus 77 | 10 | 21:09.032 | | 148.8 | 4 | 1:47.312 | 176.0 |
| 2 | 2 | Lukas HALUSA | AUT | | McLaren M23 | 10 | 21:10.343 | +1.311 | 148.6 | 10 | 1:47.382 | 175.8 |
| 3 | 27 | Martin BULLOCK | AUT | | Williams FW06 | 10 | 21:26.803 | +17.771 | 146.7 | 4 | 1:52.210 | 168.3 |
| 4 | 32 | Marco FUMAGALLI | ITA | | Ensign N174 | 10 | 21:27.218 | +18.186 | 146.7 | 10 | 1:52.503 | 167.8 |
| 5 | 24 | James HAGAN | IRL | | Hesketh 308 | 10 | 21:30.662 | +21.630 | 146.3 | 9 | 1:52.818 | 167.4 |
| 6 | 31 | Peter WILLIAMS | GBR | | LEC CRP1 | 10 | 21:31.016 | +21.984 | 146.3 | 9 | 1:52.390 | 168.0 |
| 7 | 16 | Marco BIANCHINI | ITA | | Shadow DN8 | 10 | 21:32.607 | +23.575 | 146.1 | 10 | 1:52.970 | 167.1 |
| Head | | | | | | | | | | | | |
| 1 | 23 | Ken TYRRELL | USA | | Tyrrell 011 | 10 | 20:57.232 | | 150.2 | 10 | 1:44.249 | 181.1 |
| 2 | 72 | Matthew WRIGLEY | GBR | | Tyrrell 011 | 10 | 20:57.466 | +0.234 | 150.2 | 10 | 1:44.238 | 181.1 |
| 3 | 99 | Jamie CONSTABLE | GBR | | Tyrrell 011 | 10 | 21:03.257 | +6.025 | 149.5 | 9 | 1:45.955 | 178.2 |
| 4 | 63 | Yutaka TORIBA | JAP | | Williams FW07C | 10 | 21:05.627 | +8.395 | 149.2 | 10 | 1:46.432 | 177.4 |
| 5 | 8 | Mark HIGSON | GBR | | McLaren MP4/1B | 10 | 21:19.106 | +21.874 | 147.6 | 9 | 1:50.144 | 171.4 |
| 6 | 5 | Marc DEVIS | BEL | | Lotus 78 | 10 | 21:21.448 | +24.216 | 147.3 | 10 | 1:49.990 | 171.7 |
| 7 | 28 | Marco COPPINI | ITA | | Arrows A1b | 10 | 21:46.355 | +49.123 | 144.5 | 9 | 1:57.316 | 160.9 |
| 8 | 71 | Vincent RIVET | FRA | | March 811 | 10 | 21:46.726 | +49.494 | 144.5 | 9 | 1:57.269 | 161.0 |
| 9 | 25 | Bruno FERRARI | ITA | | Merzario F1A3 | 10 | 22:02.691 | +1'05.459 | 142.8 | 9 | 1:58.707 | 159.1 |
| 10 | 4 | Niklas HALUSA | AUT | | Williams FW08 | 10 | 22:14.805 | +1'17.573 | 141.5 | 4 | 1:48.783 | 173.6 |
| 11 | 22 | Paul TATTERSALL | GBR | | Ensign N179 | 10 | 22:17.785 | +1'20.553 | 141.1 | 10 | 2:06.596 | 149.2 |
| Not classified | | | | | | | | | | | | |
| | 11 | Luciano BIAMINO | ITA | | Lotus 81 | 3 | 6:13.505 | 7 Laps | | 2 | 1:59.074 | 158.6 |
| | 6 | Mike CANTILLON | IRL | | Williams FW08 | | | 10 Laps | | | | |
| Lauda | | | | | | | | | | | | |
| 1 | 29 | Valerio LEONE | MCO | | Arrows A6 | 10 | 21:23.627 | | 147.1 | 4 | 1:51.494 | 169.4 |
| 2 | 35 | Piero LOTTINI | ITA | | Osella FA1/B | 10 | 22:24.620 | +1'00.993 | 140.4 | 8 | 2:07.724 | 147.8 |
| Stewart | | | | | | | | | | | | |
| 1 | 58 | Ewen SERGISON | GBR | | Surtees TS9B | 10 | 21:26.599 | | 146.8 | 8 | 1:52.302 | 168.1 |

Published at:

Track Status: **DRY**

| | | | | |
|------------------------------|----------------------------------|-----------------------------------|--------------------|--|
| Stewards: | | | Timekeeper: | |
| Marc VAN GEEL NL022000150 | Gianluca NATALONI CSAI 338031 | Antonia MARMILLATA CSAI 371681 | Andrea RAPI | |



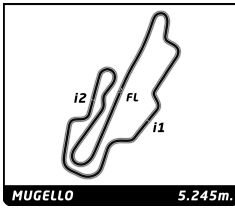
Masters Racing Legends 66/85 F1 Cars

Mugello Racing Weekend

Race 1

Lap Chart

| No | Pos | Grid | Lap | | | | | | | | | | | |
|----|-----------|------|-----|----|----|----|----|----|----|----|----|----|----|----|
| | | | 1 | 2 | 3 | 4 | 5 | 6 | 7 | 8 | 9 | 10 | | |
| 6 | 1 | 6 | 23 | 23 | 23 | 23 | 23 | 23 | 23 | 23 | 23 | 23 | 23 | 23 |
| 23 | 2 | 23 | 72 | 72 | 72 | 72 | 72 | 72 | 72 | 72 | 72 | 72 | 72 | 72 |
| 1 | 3 | 1 | 63 | 63 | 99 | 99 | 99 | 99 | 99 | 99 | 99 | 99 | 99 | 99 |
| 72 | 4 | 72 | 99 | 1 | 63 | 63 | 63 | 63 | 63 | 63 | 63 | 63 | 63 | 63 |
| 63 | 5 | 63 | 1 | 99 | 1 | 1 | 1 | 1 | 1 | 1 | 1 | 1 | 1 | 1 |
| 99 | 6 | 99 | 4 | 4 | 4 | 4 | 4 | 4 | 4 | 4 | 4 | 2 | 2 | 2 |
| 4 | 7 | 4 | 2 | 2 | 2 | 2 | 2 | 2 | 2 | 2 | 2 | 4 | 8 | 8 |
| 2 | 8 | 2 | 8 | 8 | 8 | 8 | 8 | 8 | 8 | 8 | 8 | 8 | 8 | 5 |
| 8 | 9 | 8 | 5 | 5 | 5 | 5 | 5 | 5 | 5 | 5 | 29 | 5 | 29 | 29 |
| 5 | 10 | 5 | 29 | 29 | 29 | 29 | 29 | 29 | 29 | 29 | 5 | 29 | 58 | 58 |
| 29 | 11 | 29 | 58 | 58 | 58 | 58 | 58 | 58 | 58 | 58 | 58 | 58 | 27 | 27 |
| 31 | 12 | 31 | 31 | 27 | 27 | 27 | 27 | 27 | 27 | 27 | 27 | 27 | 32 | 32 |
| 32 | 13 | 32 | 27 | 32 | 32 | 32 | 32 | 32 | 32 | 32 | 32 | 32 | 24 | 24 |
| 58 | 14 | 58 | 32 | 24 | 24 | 24 | 24 | 24 | 24 | 24 | 24 | 24 | 31 | 31 |
| 27 | 15 | 27 | 24 | 16 | 16 | 31 | 31 | 31 | 31 | 31 | 31 | 31 | 16 | 16 |
| 24 | 16 | 24 | 16 | 31 | 31 | 16 | 16 | 16 | 16 | 16 | 16 | 16 | 28 | 28 |
| 16 | 17 | 16 | 28 | 28 | 11 | 71 | 71 | 71 | 71 | 71 | 71 | 71 | 71 | 71 |
| 28 | 18 | 28 | 11 | 11 | 71 | 28 | 28 | 28 | 28 | 28 | 28 | 28 | 25 | 25 |
| 11 | 19 | 11 | 71 | 71 | 28 | 25 | 25 | 25 | 25 | 25 | 25 | 25 | 4 | 4 |
| 71 | 20 | 71 | 25 | 25 | 25 | 22 | 22 | 22 | 22 | 22 | 22 | 22 | 22 | 22 |
| 22 | 21 | 22 | 22 | 22 | 22 | 35 | 35 | 35 | 35 | 35 | 35 | 35 | 35 | 35 |
| 35 | 22 | 35 | 35 | 35 | 35 | 35 | 35 | 35 | 35 | 35 | 35 | 35 | 35 | 35 |
| 25 | 23 | 25 | 25 | 25 | 25 | 25 | 25 | 25 | 25 | 25 | 25 | 25 | 25 | 25 |



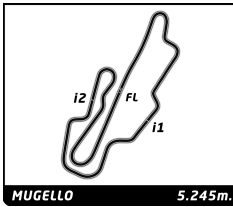
Masters Racing Legends 66/85 F1 Cars

Mugello Racing Weekend

Race 1

Best Sector Times

| Sector 1 | | | Sector 2 | | | Sector 3 | | | Pos | No Driver | Ideal Lap | Best Lap |
|----------|-----------------|--------|-----------------|--------|-----------------|----------|----|-----------------|----------|-----------|-----------|----------|
| Pos | No Driver | Time | No Driver | Time | No Driver | Time | | | | | | |
| 1 | 23 K.TYRRELL | 35.838 | 72 M.WRIGLEY | 31.428 | 72 M.WRIGLEY | 36.684 | 1 | 23 K.TYRRELL | 1:44.167 | 1:44.249 | (2) | |
| 2 | 72 M.WRIGLEY | 36.126 | 23 K.TYRRELL | 31.496 | 23 K.TYRRELL | 36.833 | 2 | 72 M.WRIGLEY | 1:44.238 | 1:44.238 | (1) | |
| 3 | 63 Y.TORIBA | 36.448 | 63 Y.TORIBA | 32.457 | 2 L.HALUSA | 37.493 | 3 | 63 Y.TORIBA | 1:46.422 | 1:46.432 | (4) | |
| 4 | 1 N.PADMORE | 36.760 | 2 L.HALUSA | 32.766 | 63 Y.TORIBA | 37.517 | 4 | 1 N.PADMORE | 1:47.140 | 1:47.312 | (5) | |
| 5 | 4 N.HALUSA | 37.040 | 1 N.PADMORE | 32.783 | 1 N.PADMORE | 37.597 | 5 | 2 L.HALUSA | 1:47.382 | 1:47.382 | (6) | |
| 6 | 2 L.HALUSA | 37.123 | 8 M.HIGSON | 33.189 | 4 N.HALUSA | 37.627 | 6 | 4 N.HALUSA | 1:47.914 | 1:48.783 | (7) | |
| 7 | 5 M.DEVIS | 37.489 | 4 N.HALUSA | 33.247 | 8 M.HIGSON | 38.546 | 7 | 8 M.HIGSON | 1:49.445 | 1:50.144 | (9) | |
| 8 | 8 M.HIGSON | 37.710 | 5 M.DEVIS | 33.910 | 5 M.DEVIS | 38.583 | 8 | 5 M.DEVIS | 1:49.982 | 1:49.990 | (8) | |
| 9 | 32 M.FUMAGALLI | 37.778 | 29 V.LEONE | 34.581 | 29 V.LEONE | 38.603 | 9 | 29 V.LEONE | 1:51.165 | 1:51.494 | (10) | |
| 10 | 29 V.LEONE | 37.981 | 58 E.SERGISON | 34.694 | 32 M.FUMAGALLI | 38.904 | 10 | 32 M.FUMAGALLI | 1:51.670 | 1:52.503 | (14) | |
| 11 | 24 J.HAGAN | 37.988 | 31 P.WILLIAMS | 34.768 | 27 M.BULLOCK | 38.914 | 11 | 27 M.BULLOCK | 1:51.897 | 1:52.210 | (11) | |
| 12 | 31 P.WILLIAMS | 38.126 | 27 M.BULLOCK | 34.855 | 58 E.SERGISON | 39.158 | 12 | 58 E.SERGISON | 1:52.057 | 1:52.302 | (12) | |
| 13 | 27 M.BULLOCK | 38.128 | 32 M.FUMAGALLI | 34.988 | 16 M.BIANCHINI | 39.300 | 13 | 31 P.WILLIAMS | 1:52.258 | 1:52.390 | (13) | |
| 14 | 58 E.SERGISON | 38.205 | 24 J.HAGAN | 35.074 | 31 P.WILLIAMS | 39.364 | 14 | 24 J.HAGAN | 1:52.511 | 1:52.818 | (15) | |
| 15 | 16 M.BIANCHINI | 38.315 | 16 M.BIANCHINI | 35.257 | 24 J.HAGAN | 39.449 | 15 | 16 M.BIANCHINI | 1:52.872 | 1:52.970 | (16) | |
| 16 | 11 L.BIAMINO | 39.693 | 71 V.RIVET | 36.396 | 28 M.COPPINI | 40.345 | 16 | 28 M.COPPINI | 1:57.043 | 1:57.316 | (18) | |
| 17 | 71 V.RIVET | 39.845 | 28 M.COPPINI | 36.827 | 71 V.RIVET | 41.013 | 17 | 71 V.RIVET | 1:57.254 | 1:57.269 | (17) | |
| 18 | 28 M.COPPINI | 39.871 | 25 B.FERRARI | 36.853 | 25 B.FERRARI | 41.041 | 18 | 25 B.FERRARI | 1:58.014 | 1:58.707 | (19) | |
| 19 | 25 B.FERRARI | 40.120 | 11 L.BIAMINO | 37.279 | 11 L.BIAMINO | 41.693 | 19 | 11 L.BIAMINO | 1:58.665 | 1:59.074 | (20) | |
| 20 | 22 P.TATTERSALL | 42.578 | 6 M.CANTILLON | 38.483 | 22 P.TATTERSALL | 44.045 | 20 | 22 P.TATTERSALL | 2:06.065 | 2:06.596 | (21) | |
| 21 | 35 P.LOTTINI | 42.697 | 22 P.TATTERSALL | 39.442 | 35 P.LOTTINI | 44.167 | 21 | 35 P.LOTTINI | 2:07.411 | 2:07.724 | (22) | |



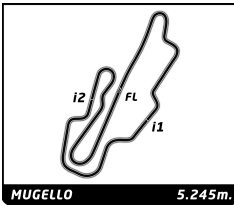
Masters Racing Legends 66/85 F1 Cars

Mugello Racing Weekend

Race 1

Best Top Speed

| No | Driver | Team | Class | Top 1 | | Top 2 | | Top 3 | | Top 4 | | Top 5 | | Avg |
|----|-----------------|------|------------|--------------|-----|-------|-----|-------|-----|-------|-----|-------|-----|-------|
| | | | | Kph | Lap | Kph | Lap | Kph | Lap | Kph | Lap | Kph | Lap | |
| 32 | Marco FUMAGALLI | | Fittipaldi | 275.2 | 10 | 274.5 | 9 | 273.9 | 4 | 273.9 | 2 | 272.5 | 5 | 274,0 |
| 4 | Niklas HALUSA | | Head | 274.5 | 2 | 273.9 | 9 | 271.8 | 3 | 271.1 | 8 | 270.4 | 4 | 272,3 |
| 24 | James HAGAN | | Fittipaldi | 273.9 | 10 | 272.5 | 3 | 271.1 | 9 | 271.1 | 4 | 270.4 | 2 | 271,8 |
| 2 | Lukas HALUSA | | Fittipaldi | 272.5 | 3 | 269.8 | 4 | 269.1 | 9 | 268.4 | 10 | 268.4 | 8 | 269,6 |
| 23 | Ken TYRRELL | | Head | 269.1 | 10 | 268.4 | 5 | 267.8 | 3 | 267.8 | 4 | 267.1 | 2 | 268,0 |
| 5 | Marc DEVIS | | Head | 268.4 | 9 | 266.5 | 3 | 265.2 | 4 | 264.5 | 10 | 263.9 | 5 | 265,7 |
| 72 | Matthew WRIGLEY | | Head | 268.4 | 10 | 264.5 | 3 | 264.5 | 4 | 263.9 | 5 | 263.9 | 2 | 265,0 |
| 31 | Peter WILLIAMS | | Fittipaldi | 267.8 | 10 | 267.8 | 9 | 267.1 | 5 | 265.8 | 2 | 264.5 | 8 | 266,6 |
| 27 | Martin BULLOCK | | Fittipaldi | 266.5 | 9 | 262.6 | 10 | 262.6 | 5 | 262.0 | 4 | 262.0 | 3 | 263,1 |
| 29 | Valerio LEONE | | Lauda | 266.5 | 10 | 263.9 | 8 | 262.6 | 3 | 262.6 | 2 | 262.0 | 9 | 263,5 |
| 28 | Marco COPPINI | | Head | 265.8 | 9 | 263.9 | 2 | 262.0 | 3 | 261.3 | 5 | 260.1 | 10 | 262,6 |
| 63 | Yutaka TORIBA | | Head | 265.8 | 8 | 263.9 | 10 | 263.2 | 9 | 262.0 | 5 | 262.0 | 4 | 263,4 |
| 1 | Nick PADMORE | | Fittipaldi | 264.5 | 10 | 264.5 | 8 | 263.9 | 9 | 263.9 | 3 | 263.2 | 2 | 264,0 |
| 8 | Mark HIGSON | | Head | 263.9 | 10 | 263.9 | 2 | 263.2 | 9 | 262.6 | 8 | 262.6 | 3 | 263,2 |
| 71 | Vincent RIVET | | Head | 263.2 | 2 | 259.5 | 4 | 257.0 | 10 | 255.8 | 9 | 255.2 | 8 | 258,1 |
| 16 | Marco BIANCHINI | | Fittipaldi | 262.6 | 10 | 260.7 | 9 | 260.7 | 5 | 258.9 | 8 | 258.2 | 4 | 260,2 |
| 58 | Ewen SERGISON | | Stewart | 258.9 | 9 | 258.9 | 8 | 258.2 | 10 | 255.8 | 5 | 255.8 | 3 | 257,5 |
| 22 | Paul TATTERSALL | | Head | 257.0 | 10 | 255.8 | 9 | 255.8 | 8 | 255.2 | 2 | 253.4 | 3 | 255,4 |
| 11 | Luciano BIAMINO | | Head | 256.4 | 3 | 255.8 | 2 | | | | | | | 256,1 |
| 25 | Bruno FERRARI | | Head | 248.2 | 9 | 247.1 | 10 | 244.9 | 8 | 242.1 | 3 | 239.5 | 4 | 244,4 |
| 35 | Piero LOTTINI | | Lauda | 243.8 | 9 | 242.1 | 4 | 238.4 | 3 | 237.9 | 10 | 234.8 | 2 | 239,4 |
| 6 | Mike CANTILLON | | Head | | | | | | | | | | | |
| 99 | Jamie CONSTABLE | | Head | | | | | | | | | | | |



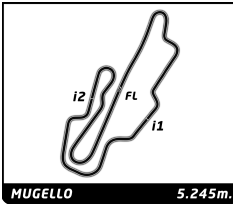
Masters Racing Legends 66/85 F1 Cars

Mugello Racing Weekend

Race 1

Leader Sequence by Class

| No | Driver | Team | Car | Start Lap | End Lap | Laps | Total Laps |
|-------------------|---------------|------|--------------|-----------|---------|------|------------|
| Fittipaldi | | | | | | | |
| 1 | Nick PADMORE | | Lotus 77 | 1 | 10 | 10 | 10 |
| Head | | | | | | | |
| 23 | Ken TYRRELL | | Tyrrell 011 | 1 | 10 | 10 | 10 |
| Lauda | | | | | | | |
| 29 | Valerio LEONE | | Arrows A6 | 1 | 10 | 10 | 10 |
| Stewart | | | | | | | |
| 58 | Ewen SERGISON | | Surtees TS9B | 1 | 10 | 10 | 10 |



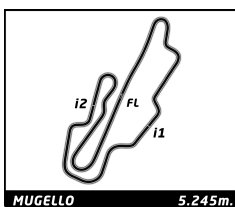
Masters Racing Legends 66/85 F1 Cars

Mugello Racing Weekend

Race 1

Fastest Lap Sequence

| Elapsed | No | Driver | Team | Car | Class | Time | Kph | Lap |
|-----------|----|-----------------|------|-------------|-------|-----------------|-------|-----|
| 3:40.034 | 23 | Ken TYRRELL | | Tyrrell 011 | Head | 1:45.250 | 179.4 | 2 |
| 19:12.983 | 23 | Ken TYRRELL | | Tyrrell 011 | Head | 1:44.731 | 180.3 | 9 |
| 19:13.228 | 72 | Matthew WRIGLEY | | Tyrrell 011 | Head | 1:44.601 | 180.5 | 9 |
| 20:57.232 | 23 | Ken TYRRELL | | Tyrrell 011 | Head | 1:44.249 | 181.1 | 10 |
| 20:57.466 | 72 | Matthew WRIGLEY | | Tyrrell 011 | Head | 1:44.238 | 181.1 | 10 |



Masters Racing Legends 66/85 F1 Cars

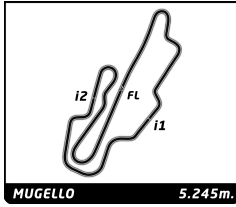
Mugello Racing Weekend

Race 1

Analysis by lap

Lapped

| No | Lap Time | Gap | No | Lap Time | Gap | No | Lap Time | Gap | No | Lap Time | Gap | No | Lap Time | Gap | | | | | | | | |
|--------------|----------|--------|--------------|----------|----------|--------------|----------|----------|---------------|----------|--------|----------|----------|--------|----|----------|----------|--|--|--|--|--|
| Lap 1 | | | | | | | | | | | | | | | | | | | | | | |
| 23 | 1:54.784 | 0.000 | 2 | 1:49.037 | 13.120 | 16 | 1:59.693 | 55.856 | 99 | 1:47.729 | 2.389 | 24 | 1:53.981 | 33.430 | 31 | 1:54.088 | 33.784 | | | | | |
| 72 | 1:55.067 | 0.283 | 8 | 1:50.682 | 20.177 | 71 | 2:08.028 | 1:15.450 | 63 | 1:48.932 | 4.031 | 16 | 1:52.970 | 35.375 | 28 | 1:58.196 | 49.123 | | | | | |
| 63 | 1:58.574 | 3.790 | 5 | 1:51.084 | 21.001 | 28 | 2:07.144 | 1:15.962 | 1 | 1:49.437 | 4.686 | 71 | 1:59.011 | 49.494 | 25 | 2:11.588 | 1:05.459 | | | | | |
| 99 | 1:58.834 | 4.050 | 29 | 1:52.133 | 24.150 | 25 | 2:10.202 | 1:39.429 | 4 | 1:49.810 | 5.694 | 29 | 1:52.667 | 10.999 | 4 | 2:51.787 | 1:17.573 | | | | | |
| 1 | 1:58.966 | 4.182 | 58 | 1:53.000 | 28.899 | 22 | 2:19.614 | 2:08.505 | 2 | 1:49.777 | 6.042 | 5 | 1:53.238 | 11.507 | 22 | 2:06.596 | 1:20.553 | | | | | |
| 4 | 2:00.361 | 5.577 | 27 | 1:53.766 | 32.213 | 35 | 2:17.790 | 2:09.309 | 8 | 1:50.981 | 8.789 | 27 | 1:52.304 | 13.053 | 35 | 2:09.993 | 1:27.388 | | | | | |
| 2 | 2:00.420 | 5.636 | 32 | 1:52.661 | 32.978 | Lap 6 | | | | | | | | | | | | | | | | |
| 8 | 2:03.102 | 8.318 | 24 | 1:55.055 | 37.025 | 23 | 3:35.484 | 23 | 1:52.304 | 12.481 | 27 | 1:52.594 | 13.053 | | | | | | | | | |
| 5 | 2:03.305 | 8.521 | 16 | 1:55.544 | 38.784 | 72 | 3:36.135 | 1.655 | 32 | 1:52.697 | 13.898 | 24 | 1:54.174 | 15.611 | | | | | | | | |
| 29 | 2:05.474 | 10.690 | 31 | 1:55.895 | 39.156 | 99 | 3:33.695 | 2.623 | 24 | 1:54.174 | 15.611 | 31 | 1:54.226 | 16.286 | | | | | | | | |
| 58 | 2:08.307 | 13.523 | 11 | 1:59.697 | 47.731 | 63 | 3:31.411 | 3.896 | 31 | 1:54.226 | 16.286 | 16 | 1:55.474 | 18.223 | | | | | | | | |
| 31 | 2:10.069 | 15.285 | 71 | 1:59.745 | 48.095 | 1 | 3:29.863 | 6.065 | 16 | 1:55.474 | 18.223 | 71 | 1:58.057 | 22.194 | | | | | | | | |
| 27 | 2:10.135 | 15.351 | 28 | 2:01.580 | 48.582 | 4 | 3:29.129 | 6.767 | 71 | 1:58.057 | 22.194 | 28 | 1:57.903 | 22.591 | | | | | | | | |
| 32 | 2:10.658 | 15.874 | 25 | 2:03.232 | 1:03.983 | 2 | 3:25.147 | 7.588 | 25 | 1:58.808 | 24.144 | 22 | 2:09.167 | 35.620 | | | | | | | | |
| 24 | 2:11.806 | 17.022 | 22 | 2:08.639 | 1:18.256 | 8 | 3:17.216 | 8.243 | 22 | 2:09.167 | 35.620 | 35 | 2:07.724 | 36.441 | | | | | | | | |
| 16 | 2:12.233 | 17.449 | 35 | 2:08.182 | 1:19.799 | 5 | 3:18.295 | 9.642 | Lap 9 | | | | | | | | | | | | | |
| 28 | 2:13.414 | 18.630 | Lap 4 | | | | | | | | | | | | | | | | | | | |
| 11 | 2:14.734 | 19.950 | 23 | 1:45.469 | 23 | 3:01.113 | 13.284 | 23 | 1:44.731 | | | | | | | | | | | | | |
| 71 | 2:14.874 | 20.090 | 72 | 1:46.153 | 0.915 | 27 | 3:01.336 | 13.940 | 72 | 1:44.601 | 0.245 | | | | | | | | | | | |
| 25 | 2:22.701 | 27.917 | 99 | 1:46.079 | 8.735 | 32 | 3:01.572 | 14.321 | 99 | 1:45.955 | 3.613 | | | | | | | | | | | |
| 22 | 2:26.308 | 31.524 | 63 | 1:47.864 | 10.918 | 24 | 3:02.294 | 15.613 | 63 | 1:46.912 | 6.212 | | | | | | | | | | | |
| 35 | 2:27.309 | 32.525 | 1 | 1:47.312 | 11.999 | 31 | 3:01.620 | 16.687 | 1 | 1:47.545 | 7.500 | | | | | | | | | | | |
| Lap 2 | | | | | | | | | | | | | | | | | | | | | | |
| 23 | 1:45.250 | 23 | 1:48.783 | 16.234 | 16 | 2:57.682 | 18.054 | 2 | 1:48.667 | 9.978 | | | | | | | | | | | | |
| 72 | 1:45.277 | 0.310 | 2 | 1:49.199 | 16.850 | 71 | 2:38.719 | 18.685 | 4 | 1:49.072 | 10.035 | | | | | | | | | | | |
| 63 | 1:47.655 | 6.195 | 8 | 1:50.694 | 25.402 | 28 | 2:39.478 | 19.956 | 8 | 1:50.144 | 14.202 | | | | | | | | | | | |
| 1 | 1:48.429 | 7.361 | 5 | 1:50.839 | 26.371 | 25 | 2:18.279 | 22.224 | 5 | 1:51.699 | 18.475 | | | | | | | | | | | |
| 99 | 1:48.823 | 7.623 | 29 | 1:51.494 | 30.175 | 22 | 2:15.439 | 48.460 | 29 | 1:52.466 | 18.734 | | | | | | | | | | | |
| 4 | 1:49.314 | 9.641 | 58 | 1:53.686 | 37.116 | 35 | 2:15.784 | 49.609 | 58 | 1:52.586 | 20.336 | | | | | | | | | | | |
| 2 | 1:49.437 | 9.823 | 27 | 1:52.210 | 38.954 | Lap 7 | | | | | | | | | | | | | | | | |
| 8 | 1:52.167 | 15.235 | 32 | 1:53.067 | 40.576 | 23 | 3:01.593 | 23 | 1:52.467 | 20.789 | | | | | | | | | | | | |
| 5 | 1:52.386 | 15.657 | 24 | 1:54.982 | 46.538 | 72 | 3:00.157 | 0.219 | 32 | 1:52.565 | 21.732 | | | | | | | | | | | |
| 29 | 1:52.317 | 17.757 | 31 | 1:53.604 | 47.291 | 99 | 2:59.493 | 0.523 | 24 | 1:52.818 | 23.698 | | | | | | | | | | | |
| 58 | 1:53.366 | 21.639 | 16 | 1:56.917 | 50.232 | 63 | 2:58.659 | 0.962 | 31 | 1:52.390 | 23.945 | | | | | | | | | | | |
| 27 | 1:54.086 | 24.187 | 71 | 1:58.865 | 1:01.491 | 1 | 2:56.640 | 1.112 | 16 | 1:53.162 | 26.654 | | | | | | | | | | | |
| 32 | 1:55.433 | 26.057 | 28 | 1:59.774 | 1:02.887 | 4 | 2:56.573 | 1.747 | 71 | 1:57.269 | 34.732 | | | | | | | | | | | |
| 24 | 1:55.938 | 27.710 | 25 | 2:04.782 | 1:23.296 | 2 | 2:56.133 | 2.128 | 28 | 1:57.316 | 35.176 | | | | | | | | | | | |
| 16 | 1:56.781 | 28.980 | 22 | 2:10.173 | 1:42.960 | 8 | 2:57.021 | 3.671 | 25 | 1:58.707 | 38.120 | | | | | | | | | | | |
| 31 | 1:58.966 | 29.001 | 35 | 2:11.258 | 1:45.588 | 5 | 2:56.083 | 4.132 | 22 | 2:07.317 | 58.206 | | | | | | | | | | | |
| 28 | 1:59.362 | 32.742 | Lap 5 | | | | | | | | | | | | | | | | | | | |
| 11 | 1:59.074 | 33.774 | 23 | 1:54.069 | 29 | 2:54.735 | 4.195 | 35 | 2:09.934 | 1:01.644 | | | | | | | | | | | | |
| 71 | 1:59.250 | 34.090 | 72 | 1:54.158 | 1.004 | 58 | 2:54.351 | 6.042 | Lap 10 | | | | | | | | | | | | | |
| 25 | 2:03.824 | 46.491 | 99 | 1:49.746 | 4.412 | 27 | 2:53.975 | 6.322 | 23 | 1:44.249 | | | | | | | | | | | | |
| 22 | 2:09.083 | 55.357 | 63 | 1:51.120 | 7.969 | 32 | 2:54.336 | 7.064 | 72 | 1:44.238 | 0.234 | | | | | | | | | | | |
| 35 | 2:10.082 | 57.357 | 1 | 1:53.756 | 11.686 | 24 | 2:53.280 | 7.300 | 99 | 1:46.661 | 6.025 | | | | | | | | | | | |
| Lap 3 | | | | | | | | | | | | | | | | | | | | | | |
| 23 | 1:45.740 | 2 | 1:55.144 | 17.925 | 71 | 2:52.908 | 10.000 | 63 | 1:46.432 | 8.395 | | | | | | | | | | | | |
| 72 | 1:45.661 | 0.231 | 8 | 1:55.178 | 26.511 | 28 | 2:52.188 | 10.551 | 1 | 1:48.549 | 11.800 | | | | | | | | | | | |
| 99 | 1:46.242 | 8.125 | 5 | 1:54.529 | 26.831 | 25 | 2:50.568 | 11.199 | 2 | 1:47.382 | 13.111 | | | | | | | | | | | |
| 63 | 1:48.068 | 8.523 | 29 | 1:53.802 | 29.908 | 22 | 2:25.449 | 12.316 | 8 | 1:51.921 | 21.874 | | | | | | | | | | | |
| 1 | 1:48.535 | 10.156 | 58 | 2:04.608 | 47.655 | 35 | 2:26.564 | 14.580 | 5 | 1:49.990 | 24.216 | | | | | | | | | | | |
| 4 | 1:49.019 | 12.920 | 27 | 2:03.203 | 48.088 | Lap 8 | | | | | | | | | | | | | | | | |
| Lap 8 | | | | | | | | | | | | | | | | | | | | | | |
| 23 | 1:45.863 | 32 | 2:01.726 | 48.233 | 23 | 1:45.863 | 27 | 1:53.031 | 29.571 | | | | | | | | | | | | | |
| 72 | 1:46.019 | 0.375 | 24 | 1:56.334 | 48.803 | 72 | 1:46.019 | 0.375 | 32 | 1:52.503 | 29.986 | | | | | | | | | | | |



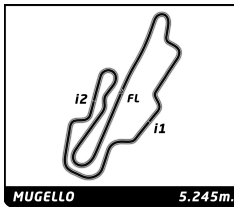
Masters Racing Legends 66/85 F1 Cars

Mugello Racing Weekend

Race 1

Sector Analysis

| _ Invalidated Lap | | | | | | | ■ Personal Best | | | | | | | ■ Session Best | | | | | | | B Crossing the pit lane | | | | | | |
|---|-----------------|---------------|---------------|---------------|-------|-----------|-----------------|-----------------|---------------|---------------|---------------|-------|-----------|----------------|------|----------|----------|----------|-------|---------|-------------------------|------|----------|----------|----------|-------|---------|
| Lap | Time | Sector 1 | Sector 2 | Sector 3 | T.Spd | Elapsed | Lap | Time | Sector 1 | Sector 2 | Sector 3 | T.Spd | Elapsed | Lap | Time | Sector 1 | Sector 2 | Sector 3 | T.Spd | Elapsed | Lap | Time | Sector 1 | Sector 2 | Sector 3 | T.Spd | Elapsed |
| 1 Nick PADMORE GBR Lotus 77 | | | | | | | | | | | | | | | | | | | | | | | | | | | |
| 1 | 1:58.966 | 44.562 | 35.972 | 38.432 | | 1:58.966 | 3 | 1:50.682 | 37.883 | 33.734 | 39.065 | 262.6 | 5:45.951 | | | | | | | | | | | | | | |
| 2 | 1:48.429 | 37.189 | 33.223 | 38.017 | 263.2 | 3:47.395 | 4 | 1:50.694 | 37.710 | 33.805 | 39.179 | 261.3 | 7:36.645 | | | | | | | | | | | | | | |
| 3 | 1:48.535 | 37.715 | 33.035 | 37.785 | 263.9 | 5:35.930 | 5 | 1:55.178 | 38.988 | 34.549 | 41.641 | 261.3 | 9:31.823 | | | | | | | | | | | | | | |
| 4 | 1:47.312 | 36.932 | 32.783 | 37.597 | 260.1 | 7:23.242 | 6 | 3:17.216 | 55.048 | 1:05.118 | 1:17.050 | 258.2 | 12:49.039 | | | | | | | | | | | | | | |
| 5 | 1:53.756 | 37.145 | 32.952 | 43.659 | 261.3 | 9:16.998 | 7 | 2:57.021 | 1:04.110 | 52.802 | 1:00.109 | 151.2 | 15:46.060 | | | | | | | | | | | | | | |
| 6 | 3:29.863 | 1:07.436 | 1:05.598 | 1:16.829 | 171.5 | 12:46.861 | 8 | 1:50.981 | 38.914 | 33.521 | 38.546 | 262.6 | 17:37.041 | | | | | | | | | | | | | | |
| 7 | 2:56.640 | 1:04.128 | 52.962 | 59.550 | 125.3 | 15:43.501 | 9 | 1:50.144 | 38.209 | 33.189 | 38.746 | 263.2 | 19:27.185 | | | | | | | | | | | | | | |
| 8 | 1:49.437 | 37.935 | 33.569 | 37.933 | 264.5 | 17:32.938 | 10 | 1:51.921 | 37.780 | 34.865 | 39.276 | 263.9 | 21:19.106 | | | | | | | | | | | | | | |
| 9 | 1:47.545 | 36.760 | 32.882 | 37.903 | 263.9 | 19:20.483 | | | | | | | | | | | | | | | | | | | | | |
| 10 | 1:48.549 | 37.296 | 33.203 | 38.050 | 264.5 | 21:09.032 | | | | | | | | | | | | | | | | | | | | | |
| 11 Luciano BIAMINO ITA Lotus 81 | | | | | | | | | | | | | | | | | | | | | | | | | | | |
| 1 | 2:14.734 | 54.454 | 37.937 | 42.343 | | 2:14.734 | | | | | | | | | | | | | | | | | | | | | |
| 2 | 1:59.074 | 40.102 | 37.279 | 41.693 | 255.8 | 4:13.808 | | | | | | | | | | | | | | | | | | | | | |
| 3 | 1:59.697 | 39.693 | 37.542 | 42.462 | 256.4 | 6:13.505 | | | | | | | | | | | | | | | | | | | | | |
| 16 Marco BIANCHINI ITA Shadow DNB | | | | | | | | | | | | | | | | | | | | | | | | | | | |
| 1 | 2:12.233 | 52.970 | 37.873 | 41.390 | | 2:12.233 | | | | | | | | | | | | | | | | | | | | | |
| 2 | 1:56.781 | 39.237 | 37.154 | 40.390 | 256.4 | 4:09.014 | | | | | | | | | | | | | | | | | | | | | |
| 3 | 1:55.544 | 39.404 | 35.995 | 40.145 | 242.7 | 6:04.558 | | | | | | | | | | | | | | | | | | | | | |
| 4 | 1:56.917 | 39.960 | 36.756 | 40.201 | 258.2 | 8:01.475 | | | | | | | | | | | | | | | | | | | | | |
| 5 | 1:59.693 | 38.808 | 39.141 | 41.744 | 260.7 | 10:01.168 | | | | | | | | | | | | | | | | | | | | | |
| 6 | 2:57.682 | 41.949 | 57.377 | 1:18.356 | 228.4 | 12:58.850 | | | | | | | | | | | | | | | | | | | | | |
| 7 | 2:52.151 | 1:02.128 | 50.885 | 59.138 | 138.5 | 15:51.001 | | | | | | | | | | | | | | | | | | | | | |
| 8 | 1:55.474 | 39.273 | 36.407 | 39.794 | 258.9 | 17:46.475 | | | | | | | | | | | | | | | | | | | | | |
| 9 | 1:53.162 | 38.315 | 35.257 | 39.590 | 260.7 | 19:39.637 | | | | | | | | | | | | | | | | | | | | | |
| 10 | 1:52.970 | 38.331 | 35.339 | 39.300 | 262.6 | 21:32.607 | | | | | | | | | | | | | | | | | | | | | |
| 22 Paul TATTERSALL GBR Ensign N179 | | | | | | | | | | | | | | | | | | | | | | | | | | | |
| 1 | 2:26.308 | 57.433 | 42.531 | 46.344 | | 2:26.308 | | | | | | | | | | | | | | | | | | | | | |
| 2 | 2:09.083 | 42.954 | 41.141 | 44.988 | 255.2 | 4:35.391 | | | | | | | | | | | | | | | | | | | | | |
| 3 | 2:08.639 | 43.394 | 40.537 | 44.708 | 253.4 | 6:44.030 | | | | | | | | | | | | | | | | | | | | | |
| 4 | 2:10.173 | 43.598 | 40.977 | 45.598 | 252.8 | 8:54.203 | | | | | | | | | | | | | | | | | | | | | |
| 5 | 2:19.614 | 48.258 | 43.264 | 48.092 | 194.5 | 11:13.817 | | | | | | | | | | | | | | | | | | | | | |
| 6 | 2:15.439 | 46.385 | 42.301 | 46.753 | 211.9 | 13:29.256 | | | | | | | | | | | | | | | | | | | | | |
| 7 | 2:25.449 | 44.810 | 42.841 | 57.798 | 233.3 | 15:54.705 | | | | | | | | | | | | | | | | | | | | | |
| 8 | 2:09.167 | 43.840 | 40.674 | 44.653 | 255.8 | 18:03.872 | | | | | | | | | | | | | | | | | | | | | |
| 9 | 2:07.317 | 43.066 | 39.442 | 44.809 | 255.8 | 20:11.189 | | | | | | | | | | | | | | | | | | | | | |
| 10 | 2:06.596 | 42.578 | 39.973 | 44.045 | 257.0 | 22:17.785 | | | | | | | | | | | | | | | | | | | | | |
| 23 Ken TYRRELL USA Tyrrell 011 | | | | | | | | | | | | | | | | | | | | | | | | | | | |
| 1 | 1:54.784 | 44.022 | 33.013 | 37.749 | | 1:54.784 | | | | | | | | | | | | | | | | | | | | | |
| 2 | 1:45.250 | 36.488 | 31.644 | 37.118 | 267.1 | 3:40.034 | | | | | | | | | | | | | | | | | | | | | |
| 3 | 1:45.740 | 36.350 | 31.854 | 37.536 | 267.8 | 5:25.774 | | | | | | | | | | | | | | | | | | | | | |
| 4 | 1:45.469 | 36.121 | 31.888 | 37.460 | 267.8 | 7:11.243 | | | | | | | | | | | | | | | | | | | | | |
| 5 | 1:54.069 | 36.537 | 32.213 | 45.319 | 268.4 | 9:05.312 | | | | | | | | | | | | | | | | | | | | | |
| 6 | 3:35.484 | 1:14.094 | 1:06.544 | 1:14.846 | 93.5 | 12:40.796 | | | | | | | | | | | | | | | | | | | | | |
| 7 | 3:01.593 | 1:06.178 | 54.162 | 1:01.253 | 108.5 | 15:42.389 | | | | | | | | | | | | | | | | | | | | | |
| 8 | 1:45.863 | 36.942 | 31.928 | 36.993 | 264.5 | 17:28.252 | | | | | | | | | | | | | | | | | | | | | |
| 9 | 1:44.731 | 36.158 | 31.496 | 37.077 | 267.1 | 19:12.983 | | | | | | | | | | | | | | | | | | | | | |
| 10 | 1:44.249 | 35.838 | 31.578 | 36.833 | 269.1 | 20:57.232 | | | | | | | | | | | | | | | | | | | | | |
| 24 James HAGAN IRL Hesketh 308 | | | | | | | | | | | | | | | | | | | | | | | | | | | |
| 1 | 2:11.806 | 52.539 | 38.040 | 41.227 | | 2:11.806 | | | | | | | | | | | | | | | | | | | | | |



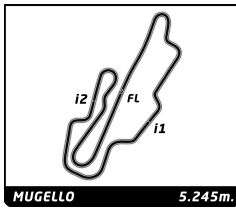
Masters Racing Legends 66/85 F1 Cars

Mugello Racing Weekend

Race 1

Sector Analysis

| _ Invalidated Lap | | | | | | | ■ Personal Best | | | | | | | ■ Session Best | | | | | | | B Crossing the pit lane | | | | | | | | | | | | | | | | | | | | | | | | | | | | | | | | | | | | | | | | | | | | | | | | | | | | | | | |
|-----------------------------|-----------------|---------------|---------------|---------------|-------|-----------|-------------------------------|----------|----------|----------|----------|-------|-----------|----------------|----------|---------------|----------|---------------|-------|-----------|-------------------------|----------|---------------|----------|---------------|-------|-----------|----|-----------------|--------|---------------|--------|-------|-----------|---|----------|--------|--------|--------|-------|-----------|---|----------|--------|----------|----------|-------|-----------|---|----------|----------|--------|--------|-------|-----------|---|-----------------|--------|---------------|---------------|-------|-----------|---|-----------------|---------------|---------------|--------|-------|-----------|----|-----------------|---------------|--------|---------------|-------|-----------|
| Lap | Time | Sector 1 | Sector 2 | Sector 3 | T.Spd | Elapsed | Lap | Time | Sector 1 | Sector 2 | Sector 3 | T.Spd | Elapsed | Lap | Time | Sector 1 | Sector 2 | Sector 3 | T.Spd | Elapsed | Lap | Time | Sector 1 | Sector 2 | Sector 3 | T.Spd | Elapsed | | | | | | | | | | | | | | | | | | | | | | | | | | | | | | | | | | | | | | | | | | | | | | | | | |
| 2 | 1:55.938 | 39.266 | 36.903 | 39.769 | 270.4 | 4:07.744 | 7 | 2:54.735 | 1:03.606 | 52.022 | 59.107 | 143.4 | 15:46.584 | 8 | 1:52.667 | 39.173 | 34.891 | 38.603 | 263.9 | 17:39.251 | 9 | 1:52.466 | 37.981 | 34.880 | 39.605 | 262.0 | 19:31.717 | 10 | 1:51.910 | 38.385 | 34.581 | 38.944 | 266.5 | 21:23.627 | | | | | | | | | | | | | | | | | | | | | | | | | | | | | | | | | | | | | | | | | | |
| 3 | 1:55.055 | 38.635 | 35.976 | 40.444 | 272.5 | 6:02.799 | 31 Peter WILLIAMS GBR | | | | | | | | | | | | | | | | | | | | | | | | | | | | | | | | | | | | | | | | | | | | | | | | | | | | | | | | | | | | | | | | | | | | | |
| 4 | 1:54.982 | 38.721 | 36.094 | 40.167 | 271.1 | 7:57.781 | LEC CRP1 | | | | | | | | | | | | | | | | | | | | | | | | | | | | | | | | | | | | | | | | | | | | | | | | | | | | | | | | | | | | | | | | | | | | | |
| 5 | 1:56.334 | 39.128 | 36.264 | 40.942 | 269.8 | 9:54.115 | 1 | 2:10.069 | 51.333 | 38.244 | 40.492 | | 2:10.069 | 2 | 1:58.966 | 40.302 | 37.452 | 41.212 | 265.8 | 4:09.035 | 3 | 1:55.895 | 40.610 | 35.793 | 39.492 | 261.3 | 6:04.930 | 4 | 1:53.604 | 38.747 | 35.408 | 39.449 | 251.1 | 7:58.534 | 5 | 1:57.329 | 39.651 | 36.681 | 40.997 | 267.1 | 9:55.863 | 6 | 3:01.620 | 45.958 | 57.298 | 1:18.364 | 198.8 | 12:57.483 | 7 | 2:52.829 | 1:02.408 | 51.118 | 59.303 | 123.0 | 15:50.312 | 8 | 1:54.226 | 39.284 | 35.432 | 39.510 | 264.5 | 17:44.538 | 9 | 1:52.390 | 38.126 | 34.768 | 39.496 | 267.8 | 19:36.928 | 10 | 1:54.088 | 39.005 | 35.719 | 39.364 | 267.8 | 21:31.016 |
| 6 | 3:02.294 | 46.833 | 57.198 | 1:18.263 | 194.5 | 12:56.409 | 32 Marco FUMAGALLI ITA | | | | | | | | | | | | | | | | | | | | | | | | | | | | | | | | | | | | | | | | | | | | | | | | | | | | | | | | | | | | | | | | | | | | | |
| 7 | 2:53.280 | 1:02.820 | 51.259 | 59.201 | 129.9 | 15:49.689 | Ensign N174 | | | | | | | | | | | | | | | | | | | | | | | | | | | | | | | | | | | | | | | | | | | | | | | | | | | | | | | | | | | | | | | | | | | | | |
| 8 | 1:54.174 | 39.253 | 35.472 | 39.449 | 262.0 | 17:43.863 | 1 | 2:10.658 | 51.433 | 38.848 | 40.377 | | 2:10.658 | 2 | 1:55.433 | 40.073 | 35.967 | 39.393 | 273.9 | 4:06.091 | 3 | 1:52.661 | 37.778 | 35.379 | 39.504 | 271.1 | 5:58.752 | 4 | 1:53.067 | 38.009 | 35.371 | 39.687 | 273.9 | 7:51.819 | 5 | 2:01.726 | 38.467 | 36.207 | 47.052 | 272.5 | 9:53.545 | 6 | 3:01.572 | 46.915 | 56.777 | 1:17.880 | 203.2 | 12:55.117 | 7 | 2:54.336 | 1:03.579 | 51.020 | 59.737 | 129.9 | 15:49.453 | 8 | 1:52.697 | 38.593 | 34.988 | 39.116 | 270.4 | 17:42.150 | 9 | 1:52.565 | 38.213 | 35.307 | 39.045 | 274.5 | 19:34.715 | 10 | 1:52.503 | 38.355 | 35.244 | 38.904 | 275.2 | 21:27.218 |
| 9 | 1:52.818 | 37.988 | 35.074 | 39.756 | 271.1 | 19:36.681 | 35 Piero LOTTINI ITA | | | | | | | | | | | | | | | | | | | | | | | | | | | | | | | | | | | | | | | | | | | | | | | | | | | | | | | | | | | | | | | | | | | | | |
| 10 | 1:53.981 | 38.428 | 35.518 | 40.035 | 273.9 | 21:30.662 | Osella FA1/B | | | | | | | | | | | | | | | | | | | | | | | | | | | | | | | | | | | | | | | | | | | | | | | | | | | | | | | | | | | | | | | | | | | | | |
| 25 Bruno FERRARI ITA | | | | | | | | | | | | | | | | | | | | | | | | | | | | | | | | | | | | | | | | | | | | | | | | | | | | | | | | | | | | | | | | | | | | | | | | | | | | |
| Merzario F1A3 | | | | | | | | | | | | | | | | | | | | | | | | | | | | | | | | | | | | | | | | | | | | | | | | | | | | | | | | | | | | | | | | | | | | | | | | | | | | |
| 1 | 2:22.701 | 57.755 | 40.953 | 43.993 | | 2:22.701 | 1 | 2:27.309 | 59.340 | 41.806 | 46.163 | | 2:27.309 | 2 | 2:10.082 | 43.382 | 40.964 | 45.736 | 234.8 | 4:37.391 | 3 | 2:08.182 | 43.112 | 40.903 | 44.167 | 238.4 | 6:45.573 | 4 | 2:11.258 | 43.887 | 41.083 | 46.288 | 242.1 | 8:56.831 | 5 | 2:17.790 | 46.789 | 43.138 | 47.863 | 204.7 | 11:14.621 | 6 | 2:15.784 | 46.325 | 42.621 | 46.838 | 193.1 | 13:30.405 | 7 | 2:26.564 | 44.617 | 42.825 | 59.122 | 224.2 | 15:56.969 | 8 | 2:07.724 | 42.960 | 40.547 | 44.217 | 230.3 | 18:04.693 | 9 | 2:09.934 | 43.280 | 41.329 | 45.325 | 243.8 | 20:14.627 | 10 | 2:09.993 | 42.697 | 42.386 | 44.910 | 237.9 | 22:24.620 |
| 2 | 2:03.824 | 41.842 | 38.898 | 43.084 | 238.4 | 4:26.525 | 58 Ewen SERGISON GBR | | | | | | | | | | | | | | | | | | | | | | | | | | | | | | | | | | | | | | | | | | | | | | | | | | | | | | | | | | | | | | | | | | | | | |
| 3 | 2:03.232 | 41.727 | 38.769 | 42.736 | 242.1 | 6:29.757 | Surtees TS9B | | | | | | | | | | | | | | | | | | | | | | | | | | | | | | | | | | | | | | | | | | | | | | | | | | | | | | | | | | | | | | | | | | | | | |
| 4 | 2:04.782 | 42.313 | 39.184 | 43.285 | 239.5 | 8:34.539 | 1 | 2:08.307 | 51.658 | 36.781 | 39.868 | | 2:08.307 | 2 | 1:53.366 | 38.835 | 35.032 | 39.499 | 255.2 | 4:01.673 | 3 | 1:53.000 | 38.755 | 34.849 | 39.396 | 255.8 | 5:54.673 | 4 | 1:53.686 | 38.648 | 35.399 | 39.639 | 255.2 | 7:48.359 | 5 | 2:04.608 | 39.001 | 37.624 | 47.983 | 255.8 | 9:52.967 | 6 | 3:01.113 | 46.585 | 56.342 | 1:18.186 | 199.9 | 12:54.080 | 7 | 2:54.351 | 1:03.367 | 51.538 | 59.446 | 130.2 | 15:48.431 | 8 | 1:52.302 | 38.450 | 34.694 | 39.158 | 258.9 | 17:40.733 | 9 | 1:52.586 | 38.205 | 34.886 | 39.495 | 258.9 | 19:33.319 | 10 | 1:53.280 | 38.620 | 34.779 | 39.881 | 258.2 | 21:26.599 |
| 5 | 2:10.202 | 44.387 | 40.881 | 44.934 | 219.6 | 10:44.741 | 27 Martin BULLOCK AUT | | | | | | | | | | | | | | | | | | | | | | | | | | | | | | | | | | | | | | | | | | | | | | | | | | | | | | | | | | | | | | | | | | | | | |
| 6 | 2:18.279 | 44.382 | 40.762 | 53.135 | 210.3 | 13:03.020 | Williams FW06 | | | | | | | | | | | | | | | | | | | | | | | | | | | | | | | | | | | | | | | | | | | | | | | | | | | | | | | | | | | | | | | | | | | | | |
| 7 | 2:50.568 | 1:00.257 | 50.823 | 59.488 | 154.0 | 15:53.588 | 1 | 2:13.414 | 54.011 | 37.931 | 41.472 | | 2:13.414 | 2 | 1:59.362 | 39.871 | 38.022 | 41.469 | 263.9 | 4:12.776 | 3 | 2:01.580 | 40.087 | 39.182 | 42.311 | 262.0 | 6:14.356 | 4 | 1:59.774 | 40.900 | 37.596 | 41.278 | 260.1 | 8:14.130 | 5 | 2:07.144 | 43.066 | 39.770 | 44.308 | 261.3 | 10:21.274 | 6 | 2:39.478 | 44.271 | 40.723 | 1:14.484 | 223.2 | 13:00.752 | 7 | 2:52.188 | 1:01.820 | 50.918 | 59.450 | 141.4 | 15:52.940 | 8 | 1:57.903 | 40.550 | 37.008 | 40.345 | 257.6 | 17:50.843 | 9 | 1:57.316 | 40.106 | 36.827 | 40.383 | 265.8 | 19:48.159 | 10 | 1:58.196 | 39.997 | 37.293 | 40.906 | 260.1 | 21:46.355 |
| 8 | 1:58.808 | 40.859 | 36.908 | 41.041 | 244.9 | 17:52.396 | 28 Marco COPPINI ITA | | | | | | | | | | | | | | | | | | | | | | | | | | | | | | | | | | | | | | | | | | | | | | | | | | | | | | | | | | | | | | | | | | | | | |
| 9 | 1:58.707 | 40.120 | 36.853 | 41.734 | 248.2 | 19:51.103 | Arrows A1b | | | | | | | | | | | | | | | | | | | | | | | | | | | | | | | | | | | | | | | | | | | | | | | | | | | | | | | | | | | | | | | | | | | | | |
| 10 | 2:11.588 | 40.565 | 39.814 | 51.209 | 247.1 | 22:02.691 | 1 | 2:05.474 | 49.889 | 36.070 | 39.515 | | 2:05.474 | 2 | 1:52.317 | 38.413 | 34.878 | 39.026 | 262.6 | 3:57.791 | 3 | 1:52.133 | 37.995 | 35.182 | 38.956 | 262.6 | 5:49.924 | 4 | 1:51.494 | 37.984 | 34.702 | 38.808 | 258.2 | 7:41.418 | 5 | 1:53.802 | 38.660 | 35.895 | 39.247 | 260.7 | 9:35.220 | 6 | 3:16.629 | 53.996 | 1:04.490 | 1:18.143 | 259.5 | 12:51.849 | | | | | | | | | | | | | | | | | | | | | | | | | | | | |
| 29 Valerio LEONE MCO | | | | | | | | | | | | | | | | | | | | | | | | | | | | | | | | | | | | | | | | | | | | | | | | | | | | | | | | | | | | | | | | | | | | | | | | | | | | |
| Arrows A6 | | | | | | | | | | | | | | | | | | | | | | | | | | | | | | | | | | | | | | | | | | | | | | | | | | | | | | | | | | | | | | | | | | | | | | | | | | | | |



Masters Racing Legends 66/85 F1 Cars

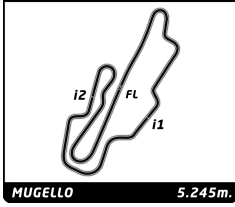
Mugello Racing Weekend

Race 1

Sector Analysis

— Invalidated Lap ■ Personal Best ■ Session Best B Crossing the pit lane

| Lap | Time | Sector 1 | Sector 2 | Sector 3 | T.Spd | Elapsed | Lap | Time | Sector 1 | Sector 2 | Sector 3 | T.Spd | Elapsed |
|-----------|------------------------|---------------|---------------|---------------|-------|-----------|----------------|------|----------|----------|----------|-------|---------|
| 63 | Yutaka TORIBA | | | | | | JAP | | | | | | |
| | | | | | | | Williams FW07C | | | | | | |
| 1 | 1:58.574 | 45.373 | 34.919 | 38.282 | | 1:58.574 | | | | | | | |
| 2 | 1:47.655 | 37.125 | 32.800 | 37.730 | 259.5 | 3:46.229 | | | | | | | |
| 3 | 1:48.068 | 36.448 | 33.295 | 38.325 | 262.0 | 5:34.297 | | | | | | | |
| 4 | 1:47.864 | 37.178 | 32.775 | 37.911 | 262.0 | 7:22.161 | | | | | | | |
| 5 | 1:51.120 | 36.800 | 32.908 | 41.412 | 262.0 | 9:13.281 | | | | | | | |
| 6 | 3:31.411 | 1:08.790 | 1:06.856 | 1:15.765 | 125.4 | 12:44.692 | | | | | | | |
| 7 | 2:58.659 | 1:04.475 | 53.800 | 1:00.384 | 128.8 | 15:43.351 | | | | | | | |
| 8 | 1:48.932 | 37.975 | 33.188 | 37.769 | 265.8 | 17:32.283 | | | | | | | |
| 9 | 1:46.912 | 36.454 | 32.888 | 37.570 | 263.2 | 19:19.195 | | | | | | | |
| 10 | 1:46.432 | 36.458 | 32.457 | 37.517 | 263.9 | 21:05.627 | | | | | | | |
| 71 | Vincent RIVET | | | | | | FRA | | | | | | |
| | | | | | | | March 811 | | | | | | |
| 1 | 2:14.874 | 55.112 | 37.734 | 42.028 | | 2:14.874 | | | | | | | |
| 2 | 1:59.250 | 40.971 | 36.954 | 41.325 | 263.2 | 4:14.124 | | | | | | | |
| 3 | 1:59.745 | 40.404 | 37.717 | 41.624 | 255.2 | 6:13.869 | | | | | | | |
| 4 | 1:58.865 | 40.519 | 36.719 | 41.627 | 259.5 | 8:12.734 | | | | | | | |
| 5 | 2:08.028 | 43.134 | 40.045 | 44.849 | 254.0 | 10:20.762 | | | | | | | |
| 6 | 2:38.719 | 44.002 | 40.850 | 1:13.867 | 222.8 | 12:59.481 | | | | | | | |
| 7 | 2:52.908 | 1:02.391 | 51.049 | 59.468 | 138.7 | 15:52.389 | | | | | | | |
| 8 | 1:58.057 | 40.549 | 36.440 | 41.068 | 255.2 | 17:50.446 | | | | | | | |
| 9 | 1:57.269 | 39.845 | 36.396 | 41.028 | 255.8 | 19:47.715 | | | | | | | |
| 10 | 1:59.011 | 41.310 | 36.688 | 41.013 | 257.0 | 21:46.726 | | | | | | | |
| 72 | Matthew WRIGLEY | | | | | | GBR | | | | | | |
| | | | | | | | Tyrrell 011 | | | | | | |
| 1 | 1:55.067 | 44.556 | 32.813 | 37.698 | | 1:55.067 | | | | | | | |
| 2 | 1:45.277 | 36.508 | 31.790 | 36.979 | 263.9 | 3:40.344 | | | | | | | |
| 3 | 1:45.661 | 36.340 | 31.955 | 37.366 | 264.5 | 5:26.005 | | | | | | | |
| 4 | 1:46.153 | 36.236 | 31.816 | 38.101 | 264.5 | 7:12.158 | | | | | | | |
| 5 | 1:54.158 | 36.348 | 31.976 | 45.834 | 263.9 | 9:06.316 | | | | | | | |
| 6 | 3:36.135 | 1:14.109 | 1:06.575 | 1:15.451 | 92.4 | 12:42.451 | | | | | | | |
| 7 | 3:00.157 | 1:05.472 | 53.695 | 1:00.990 | 112.3 | 15:42.608 | | | | | | | |
| 8 | 1:46.019 | 36.906 | 32.043 | 37.070 | 262.6 | 17:28.627 | | | | | | | |
| 9 | 1:44.601 | 36.145 | 31.645 | 36.811 | 262.6 | 19:13.228 | | | | | | | |
| 10 | 1:44.238 | 36.126 | 31.428 | 36.684 | 268.4 | 20:57.466 | | | | | | | |
| 99 | Jamie CONSTABLE | | | | | | GBR | | | | | | |
| | | | | | | | Tyrrell 011 | | | | | | |
| 1 | 1:58.834 | | | | | 1:58.834 | | | | | | | |
| 2 | 1:48.823 | | | | | 3:47.657 | | | | | | | |
| 3 | 1:46.242 | | | | | 5:33.899 | | | | | | | |
| 4 | 1:46.079 | | | | | 7:19.978 | | | | | | | |
| 5 | 1:49.746 | | | | | 9:09.724 | | | | | | | |
| 6 | 3:33.695 | | | | | 12:43.419 | | | | | | | |
| 7 | 2:59.493 | | | | | 15:42.912 | | | | | | | |
| 8 | 1:47.729 | | | | | 17:30.641 | | | | | | | |
| 9 | 1:45.955 | | | | | 19:16.596 | | | | | | | |
| 10 | 1:46.661 | | | | | 21:03.257 | | | | | | | |


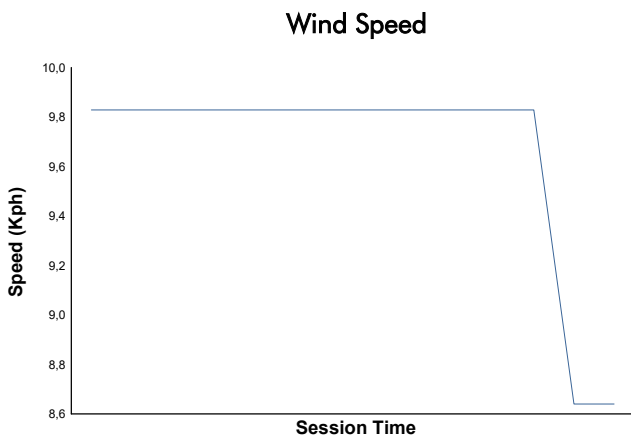
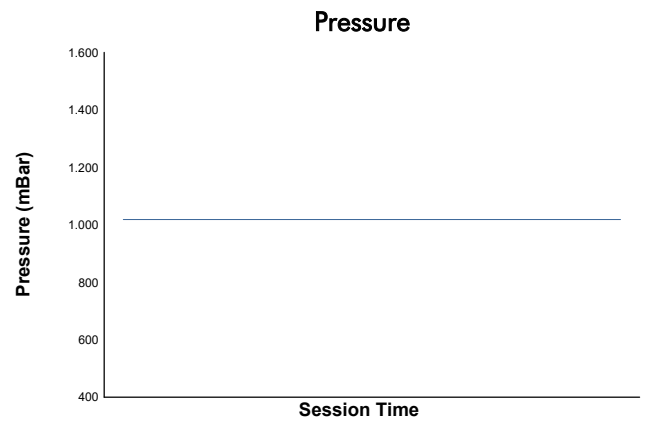
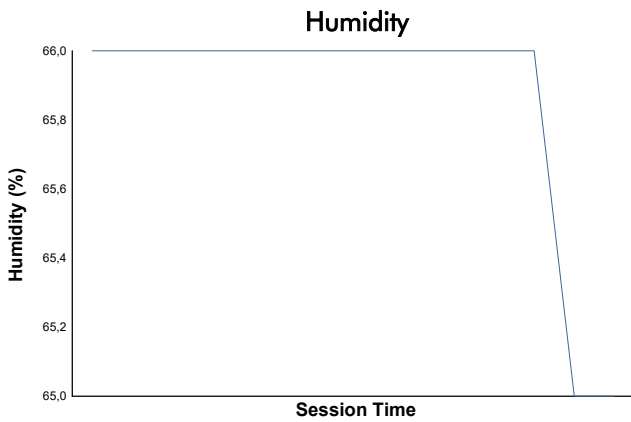
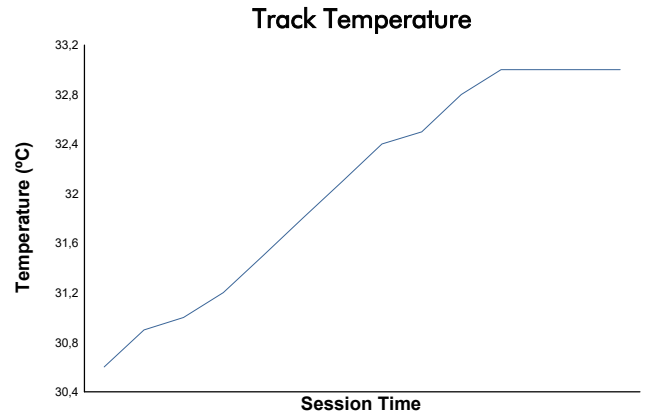
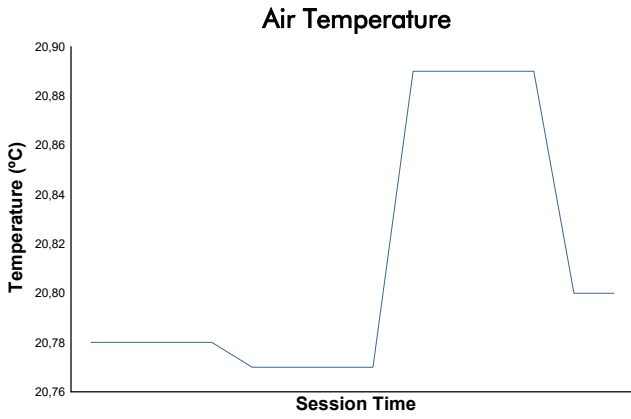


Mugello Racing Weekend

Masters Racing Legends 66/85 F1 Cars

Race 1

Weather Report



Track Status: **DRY**